

A Review on Recent Advances of Natural Products as Larvicides in Vector Control Management

Muktarul Rahaman¹, Arpita Gope¹, Jayeeta Khanrah¹, Anjali Rawani^{1}*

¹ Laboratory of Parasitology, Vector Biology, Nanotechnology, Department of Zoology, The University of Gour Banga, Malda, West Bengal, India.

ABSTRACT

The mosquito, a biological vector, is responsible for the transmission of serious and dreaded diseases worldwide. These diseases, which are chiefly endemic to tropical countries, cause millions of deaths each year. The significance of plant-based and environmentally friendly insecticides has increased in recent years. Due to their easy biodegradability and target selectivity, they can be used safely in aquatic environments. Despite their effectiveness in controlling target vector species, pesticide applications pose a threat as they can lead to increased chemical insecticide resistance, causing a rebound in vectorial capacity. This review explores the efficacy of phytochemicals in controlling mosquito populations. In mosquito control programs, phytochemicals play a significant role. Plants serve as an immense repository for primary and secondary metabolites. Various types of polar and nonpolar solvents can be used to extract the bioactive plant ingredient(s) from either the whole plant or a specific part of it. This literature review defines natural products and provides an overview of the different types of natural products that can be used to control mosquito larvae. Particularly, it examines the effectiveness of natural products in vector control without causing resistance or harm to non-target organisms. The purpose of this paper is to offer a comprehensive review of the use of natural products as mosquito larvicides and to underscore their potential as an alternative to traditional chemical methods. Ultimately, it encourages further research into the development and use of natural products for successful vector mosquito control.

Keywords: Vector Control, Traditional Method, Natural Products, Phytochemicals.

INTRODUCTION

The mosquito represents a severe threat to public health, transmitting several dangerous diseases like malaria, filaria, dengue, dengue fever, and Japanese encephalitis, primarily in the tropics and subtropics (WHO, 2012). A noticeable increase in these vectors' insecticide resistance has evolved into a global problem. To prevent the transmission of these deadly diseases, mosquito population control is necessary. Chemical

insecticides were favored a decade ago, but due to their persistence in the environment and harm to non-target organisms, these have shifted researchers' focus toward the search for new, safer natural products [1]. Natural products, such as plant-based insecticides, have potential for use in mosquito control. These natural products, deemed potential sources of mosquito larvicides due to their low toxicity to non-target organisms and the mosquito's declining resistance to synthetic insecticides, have recently been reviewed [2]. Recent advances in this field include using essential oils derived from plants such as citronella, eucalyptus, and peppermint as larvicides. These oils have demonstrated promising larvicidal activity against different mosquito species. Chitosan, a

*Corresponding author: Anjali Rawani

anjagirawani06@gmail.com

Received: 28/09/2023 Accepted: 12/11/2023.

DOI: <https://doi.org/10.35516/jjps.v17i1.1792>

polysaccharide derived from crustacean shells, represents another promising natural product; it has been found to possess strong larvicidal activity against *Aedes* and *Anopheles* mosquitoes. Several phytochemicals, such as alkaloids, steroids, terpenoids, essential oils, and phenolics, from various plant parts, have been reported to exhibit insecticidal activities [3,4]. Overall, the use of natural products as mosquito larvicides is a promising approach that could provide an alternative to synthetic insecticides. This review article places emphasis on collating and updating the use of various phytochemicals as mosquito larvicides.

Traditional methods of mosquito control:

Traditional methods of mosquito control have been utilized for many years and involve various techniques to reduce mosquito populations. Here are some examples of traditional mosquito control methods:

• Source reduction:

This method involves removing or modifying mosquito breeding sites, such as stagnant water, to prevent the development of mosquito larvae. This can be achieved using techniques such as filling in puddles, draining standing water, and cleaning up trash or debris that can collect water.

(<https://www.cdc.gov/zika/vector/source-reduction.html>).

• Larvicidal:

This method involves the use of insecticides to eliminate mosquito larvae in breeding sites, such as standing water. This can be achieved with a variety of chemicals, including *Bacillus thuringiensis israelensis* (Bti) and methoprene

(https://www.who.int/water_sanitation_health/resources/vector282to301).

• Adulticiding:

This method involves the use of insecticides to kill adult mosquitoes. This can be conducted by spraying insecticides from the ground or the air, or by using fogging or misting devices

(<https://www.cdc.gov/zika/vector/mosquito-control.html>).

• Biological control:

This method involves using natural predators or pathogens to control mosquito populations. For example, introducing fish that eat mosquito larvae into bodies of water can help reduce mosquito numbers (https://www.who.int/neglected_diseases/vector_ecology/vector-control/biological_control/en/).

• Personal protection:

This method involves using physical barriers or insect repellents to prevent mosquito bites. This can include wearing long sleeves and pants, using mosquito nets over beds, and applying insect repellents containing DEET or other chemicals (<https://www.epa.gov/insect-repellents/>).

Limitations of traditional methods:

Traditional methods of mosquito control, such as the use of insecticides and mosquito nets, have some limitations that can hinder their effectiveness in reducing mosquito populations.

Firstly, the repeated use of insecticides can lead to the development of insecticide resistance in mosquitoes, making them less susceptible to the effects of the insecticides [5]. This can reduce the effectiveness of insecticides as a means of controlling mosquito populations.

Secondly, mosquito nets may not be used consistently or correctly, reducing their effectiveness in preventing mosquito bites and the transmission of mosquito-borne diseases [6].

Thirdly, traditional mosquito control methods such as source reduction, larviciding, and adulticiding can be expensive, time-consuming, and require significant resources (World Health Organization, 2019). This can limit their implementation in resource-poor settings.

Finally, traditional mosquito control methods may have unintended environmental consequences, such as the potential to harm non-target species or disrupt ecosystems [7].

Definition of natural products:

Natural products refer to chemical compounds obtained from sources such as plants, microorganisms, and animals, which demonstrate larvicidal activity against mosquitoes. These compounds may act directly on

mosquito larvae, disrupting their physiological processes, or indirectly by interfering with the larvae's growth and development.

One study by [8] defined natural products used as mosquito larvicides as "chemical substances obtained from natural sources that can kill or inhibit the growth and development of mosquito larvae." The authors emphasized the potential of these natural products as a sustainable and environmentally friendly approach to mosquito control.

Types of natural products used as mosquito larvicides:

Several natural products have been examined and employed as mosquito larvicides. We can categorize these natural products based on their chemical structure and origin.

Plant-derived natural products: Several essential oils, alkaloids, flavonoids, and other plant-derived compounds have shown potential as mosquito larvicides. For example, essential oils from plants such as Citronella, Eucalyptus, and Lemongrass have demonstrated larvicidal activity against mosquitoes [9].

Microbial metabolites: Bacteria and fungi produce a variety of secondary metabolites that have demonstrated larvicidal activity against mosquitoes. For instance, the bacterial metabolite Spinosad has been used as a larvicide in mosquito control programs [10].

Marine natural products: Compounds derived from marine organisms such as algae, sponges, and corals have also shown potential as mosquito larvicides. For example, extracts from the marine sponge *Acanthella cavernosa* have shown to have larvicidal activity against *Aedes aegypti* [11].

Other natural products: In addition to those already mentioned, other natural products such as neem oil, chitinase, and certain plant extracts have demonstrated larvicidal activity against mosquitoes [12].

Advantages of natural products as mosquito larvicides:

Natural products have attracted substantial attention as alternatives to chemical insecticides in mosquito control

programs, due to their environmental friendliness, low toxicity, and cost-effectiveness. Several studies have highlighted the potential of natural products as mosquito larvicides. The advantages include:

- **Biodegradability:** Unlike synthetic insecticides, which can accumulate in soil and water bodies, leading to pollution and environmental hazards, natural products are biodegradable and do not persist in the environment.
- **Selectivity:** Natural products are usually more selective, targeting specific insect pests while minimizing the impact on non-target organisms, including humans and other beneficial insects.
- **Resistance management:** The incidence of resistance development is lower for natural products, compared to synthetic insecticides. Repeated use of synthetic insecticides has led to a rise in resistance amongst mosquitoes, making them less susceptible to chemical control. Natural products, on the other hand, have various modes of action.
- **Sustainable:** Natural products can be sustainably produced and procured from renewable resources, making them a viable option for long-term use in mosquito control programs.

Some examples of natural products with mosquito larvicidal activity include plant-derived compounds such as alkaloids, flavonoids, and essential oils. Other sources of natural larvicides encompass bacterial and fungal metabolites, as well as extracts from marine organisms.

One study conducted by [13] evaluated the larvicidal activity of essential oils from 20 plant species against *Aedes aegypti* and found that most of the oils exhibited significant larvicidal activity. Another study by [14] demonstrated the larvicidal potential of a fungal metabolite, cordycepin, against *Aedes aegypti* and *Culex quinquefasciatus*.

Below are examples of secondary metabolites of plant origin that have been reported to function as mosquito larvicides.

Alkaloids:

Alkaloids are a diverse group of naturally occurring organic compounds distinguished by their basic (alkaline) properties and nitrogen-containing heterocyclic structures. They are typically derived from about 15% of plant

species, though some alkaloids can also be found in fungi and animals. Alkaloids exhibit a wide range of biological activities and are often recognized for their pharmacological effects [15].

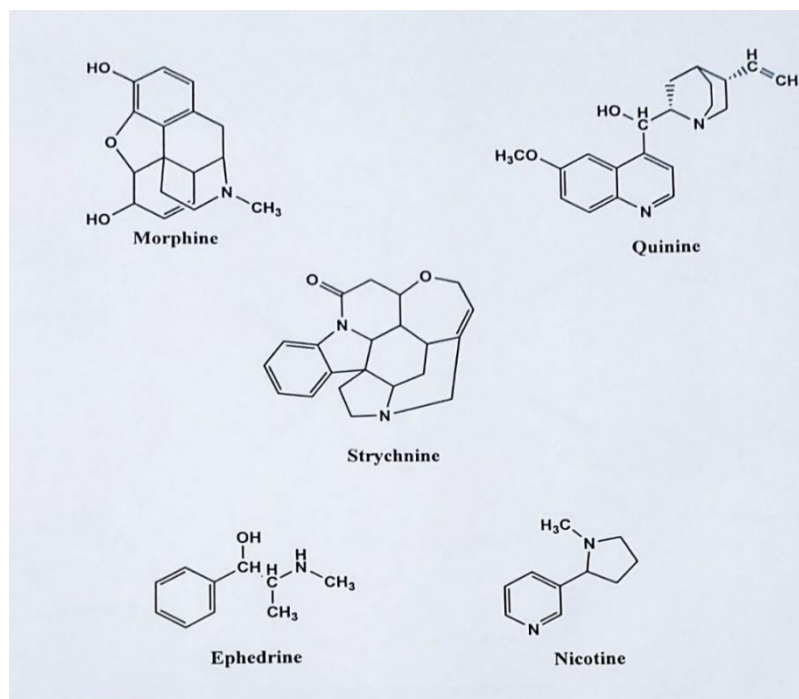


Figure 1: Structure of some alkaloids reported from the plant

Certain plant families among the angiosperms contain a higher concentration of alkaloid-rich species compared to others (Figure 1). Families such as Papaveraceae, Berberidaceae, Fabaceae, Boraginaceae, Apocynaceae, Asteraceae, Liliaceae, Gnetaceae, Ranunculaceae, Rubiaceae, Solanaceae, and Rutaceae are known to include a significant number of taxa that produce alkaloids. These alkaloid-rich plants have been recognized for their potential insecticidal properties, including their effectiveness as mosquito larvicides (Table 1).

Mechanism of action of plant alkaloids:

Plant alkaloids specifically act on microtubule proteins during the metaphase stage of the cell cycle, leading to

mitotic arrest. Consequently, the affected cells become incapable of dividing, ultimately leading to their demise. These alkaloids primarily target the M phase of the cell cycle (Figure 2). Their major toxic effects are observed in the hematopoietic, integumentary, neurologic, and reproductive systems.

Quinolizidine alkaloids, on the other hand, impact insects by affecting the potassium channel and glutamate receptor, effectively halting protein synthesis in these organisms. Tetracyclic sparteine, which is derived from *Cytisus scoparius*, has particularly proven to have insecticidal action [15].

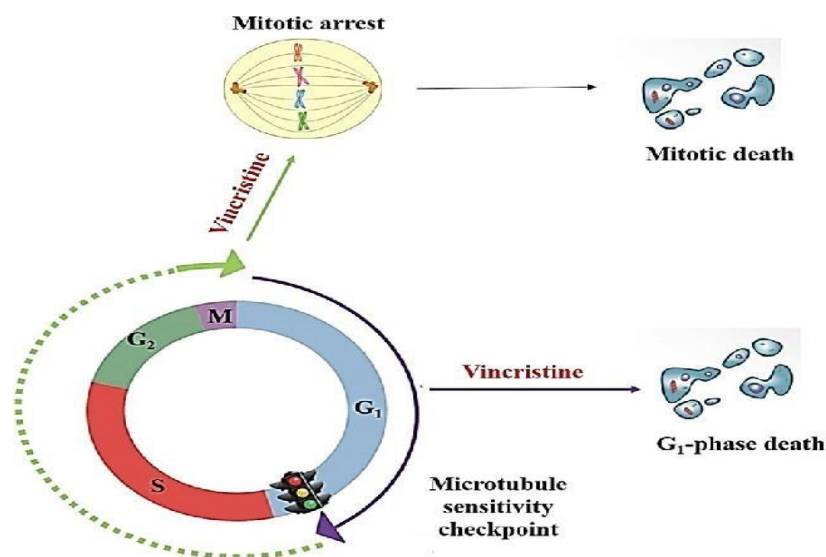


Figure 2: Mode of action of alkaloids [15]

Table 1: Some plant-based alkaloids with mosquito larvicidal properties, along with their respective plant name, family, mosquito species targeted, plant part used, LC50 value, and references

S.N.	Plant Name	Family	Mosquito Species targeted	Plant Part used	LC50 Value	References
1	<i>Zanthoxylum piperitum</i>	Rutaceae	<i>Culex pipiens</i> and <i>Aedes aegypti</i>	bark	0.006 and 0.009 mg/l respectively	[16]
2	<i>Mammea americana</i>	Calophyllaceae	<i>Aedes aegypti</i>	seeds	38.58 ppm	[17]
3	<i>Carica Papaya</i>	Caricaceae	<i>Aedes aegypti</i>	seeds	At 10% concentration	[18]
4	<i>Tinosporarumphii</i>	Menispermaceae	<i>Aedes aegypti</i>	leaf	10 mg/ml	[19]
5	<i>Murraya koenigii</i>	Rutaceae	<i>Aedes aegypti</i>	root	1.75 µg/ml	[20]
6	<i>Tridax procumbens</i>	Asteraceae	<i>Aedes aegypti</i>	leaves	219 µg/ml	[21]
7	<i>Tagetes minuta</i>	Asteraceae	<i>Anopheles stephensi</i>	Aerial part	2.5 mg/l	[22]
8	<i>Ruta graveolens</i>	Rutaceae	<i>Culiseta longiareolata</i>	leaves	43.24 ppm	[23]
9	<i>Lantanacamara</i>	Verbenaceae,	<i>Anopheles stephensi</i>	leaves	36.65 ppm	[24]
10	<i>Solanum nigrum</i>	Solanaceae	<i>Cx. quinquefasciatus</i>	fruits	48.41 µg/ml	[25]

Flavonoids:

Flavonoids are a class of plant compounds that are widely distributed in nature and are known for their diverse biological activities. These compounds have been extensively studied for their antioxidant and anti-inflammatory properties; their potential as mosquito

larvicides has also been explored.

One of the mechanisms by which flavonoids exhibit larvicidal activity is through their interference with mosquito larvae's growth and development. Flavonoids can disrupt the molting process and inhibit chitin synthesis—an essential component of the larval

exoskeleton. This disruption hampers the normal development of the larvae, leading to mortality [26].

The most popular solvents for extracting flavonoids include ethanol, combinations of water in various ratios,

and natural deep eutectic solvents (NADES). These solvents are chosen for their ability to solubilize moderately polar flavonoids at a relatively low cost, and with minimal negative environmental impact.

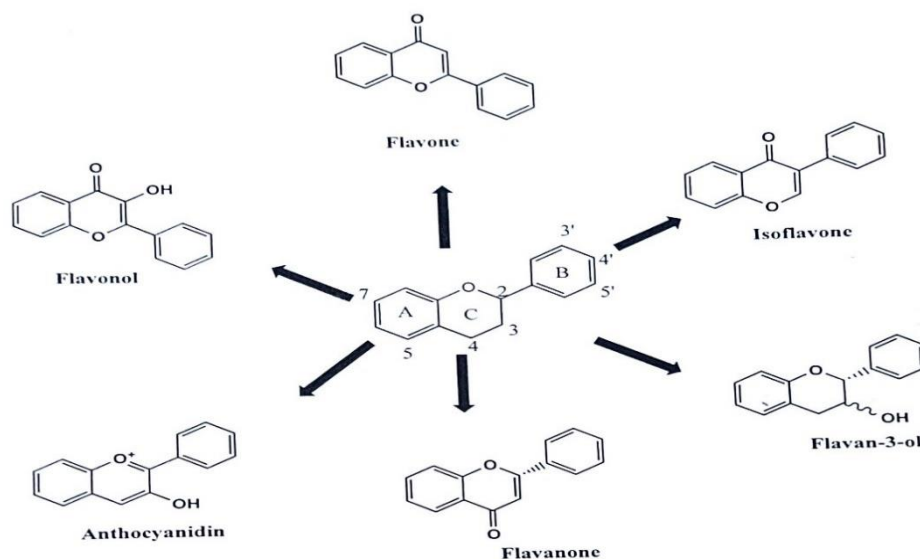


Figure 3: Basic structure of flavonoids

Table 2: Some plant-based Flavonoids with mosquito larvicidal properties, along with their respective plant name, family, mosquito species targeted, plant part used, LC50 value, and references.

S.N.	Plant Name	Family	Mosquito Species targeted	Plant Part used	LC50 value	Reference
1	<i>Vitex negundo</i>	Lamiaceae	An. Stephensi	root	83.17ppm	[27]
2	<i>Poncirus trifoliata</i>	Rutaceae	<i>Aedes aegypti</i>	leaves	0.082mg/l	[28]
3	<i>Argemonemexicana</i>	Papaveraceae	<i>Culex quinquefasciatus</i>	stem	10.61ppm	[29]
4	<i>Calotropis gigantea</i>	Apocynaceae	<i>Ae. Aegypti</i>	flower	0.21µg/ml	[30]
5	<i>Citrus grandis</i>	Rutaceae	<i>Ae. Aegypti</i>	fruit peel	236.70 µg/mL	[31]
6	<i>Artemisia absinthium</i>	Asteraceae	Cs. Longiareolata	leaves	97.74 ppm	[32]
7	<i>Cassia Occidentalis</i>	Fabaceae	<i>Anopheles stephensi</i>	leaves	64.76	[33]
8	<i>Couroupitaguianensis</i>	Lecythidaceae	<i>A. aegypti</i>	leaf	44.55 ppm	[34]
9	<i>Tagetes patula</i>	Asteraceae	<i>Aedes aegypti</i>	flower	15.74 µg/ml	[35]
10	<i>Anacardium occidentale</i>	Anacardiaceae	<i>Ae. aegypti</i> .	stem	1200 mg/L	[36]

Flavonoids are a group of phytochemicals commonly found in plants. They are known for their diverse biological activities and have been extensively studied for their potential health benefits. While flavonoids have been investigated for their insecticidal properties, their effects on mosquitoes are shown in Table 2.

Flavonoids are a diverse group of compounds found in various plant families, as depicted in Figure 3. Plant families reported to contain flavonoids include Fabaceae, Asteraceae, Rosaceae, Rutaceae, Solanaceae, among others.

Steroids:

Steroid phytochemicals are naturally occurring compounds found in plants and have been investigated for

their potential use as mosquito larvicides. Mosquito larvicides are substances designed to control mosquito populations by targeting larvae in their aquatic breeding sites.

Primary plant steroids, known as phytosterols or plant sterols, are depicted in Figure 4. Phytosterols are found in various parts of plants, with the highest concentrations typically found in seeds and fruits [37].

The extraction of phytosterols from plant parts involves several steps, such as harvesting the plant material, crushing or grinding it to increase the surface area, followed by solvent extraction or other separation techniques to isolate phytosterols [38, 39].

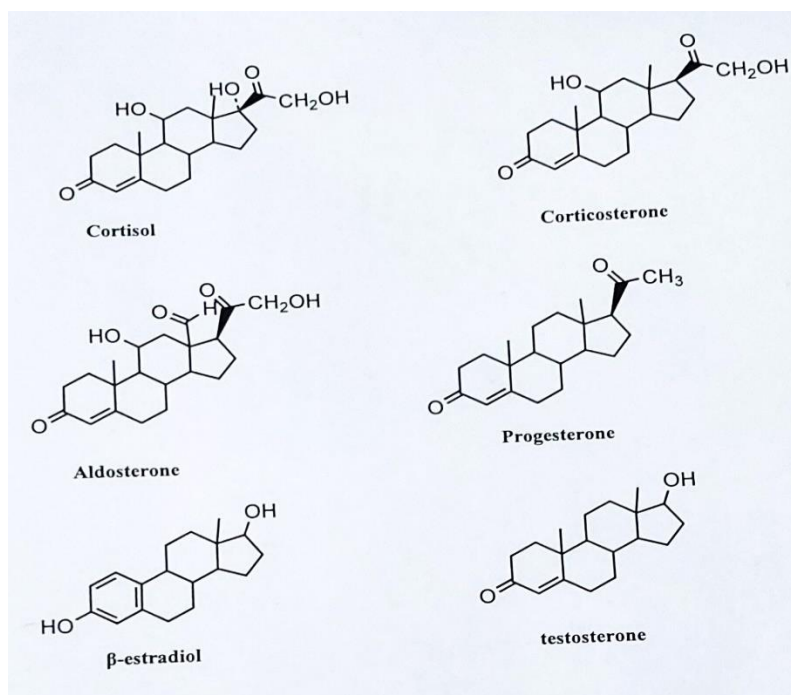


Figure 4: Basic structure of steroids.

Several plant families, including Solanaceae, Liliaceae, Fabaceae, Asperagaceae, Dioscoreaceae, and

Poaceae, are known for producing steroids with mosquito larvicidal activity, as shown in Table 3.

Table 3: Some plant-based Steroids with their respective plant name, family, mosquito species targeted, plant part used, LC₅₀ value, and references

S.N.	Plant Name	Family	Mosquitospecies targeted	PlantPart used	LC50 Value	References
1	<i>Jatropha curcas</i>	Euphorbiaceae	<i>Aedes aegypti</i>	leaf	88 mg/mL	[19]
2	<i>C. papaya</i>	Caricaceae	<i>Cx. quinquefasciatus</i>	seed	0.13 µg/ml	[40]
3	<i>M. paniculata</i>	Rutaceae	<i>Cx. quinquefasciatus</i>	Leaf	0.08 µg/ml	
4	<i>C. collinus</i>	Phyllanthaceae	<i>Cx. quinquefasciatus</i>	leaf	0.09 µg/ml	
5	<i>Solanum villosum</i>	Solanaceae	<i>Ae. aegypti</i>	berry	60 to 538 ppm	
6	<i>Artemisia absinthium</i>	Asteraceae	<i>Aedes aegypti</i>	flower	694.3 ppm	[42]
7	<i>Indigofera arrecta</i>	Fabaceae	<i>Culex mosquito.</i>	leaf	2752.6 ppm	[42]
8	<i>Elytraria acaulis</i>	Acanthaceae	<i>Aedes aegypti</i>	leaf	124.25 mg/100ml	[43]
9	<i>Dregea volubilis</i>	Apocynaceae	<i>Cx. quinquefasciatus</i>	leaf	31.29 ppm	[44]
10	<i>Bombax malabaricum</i>	Bombacaceae	<i>Cx. quinquefasciatus</i>	leaf	23.55 ppm	

Tannins

Tannins are chemical compounds commonly found in various plant species. They have been explored for their potential as mosquito larvicides due to their insecticidal properties. The typical structures of hydrolyzable and condensed tannins are presented in Figure 5. Mosquito larvicides are substances used to control mosquito larvae in their aquatic breeding habitats, preventing them from maturing into disease-spreading adults. The efficacy of

tannins as mosquito larvicides can vary based on several factors, including the tannin concentration, mosquito species, environmental conditions, and the presence of other organic matter in the water. Potential modes of action include disrupting the mosquito digestive system, interfering with nutrient absorption, and affecting the development of mosquito larvae [45]. Table 4 lists some plant-based tannins, their respective plant names and families, and their effectiveness as mosquito larvicides.

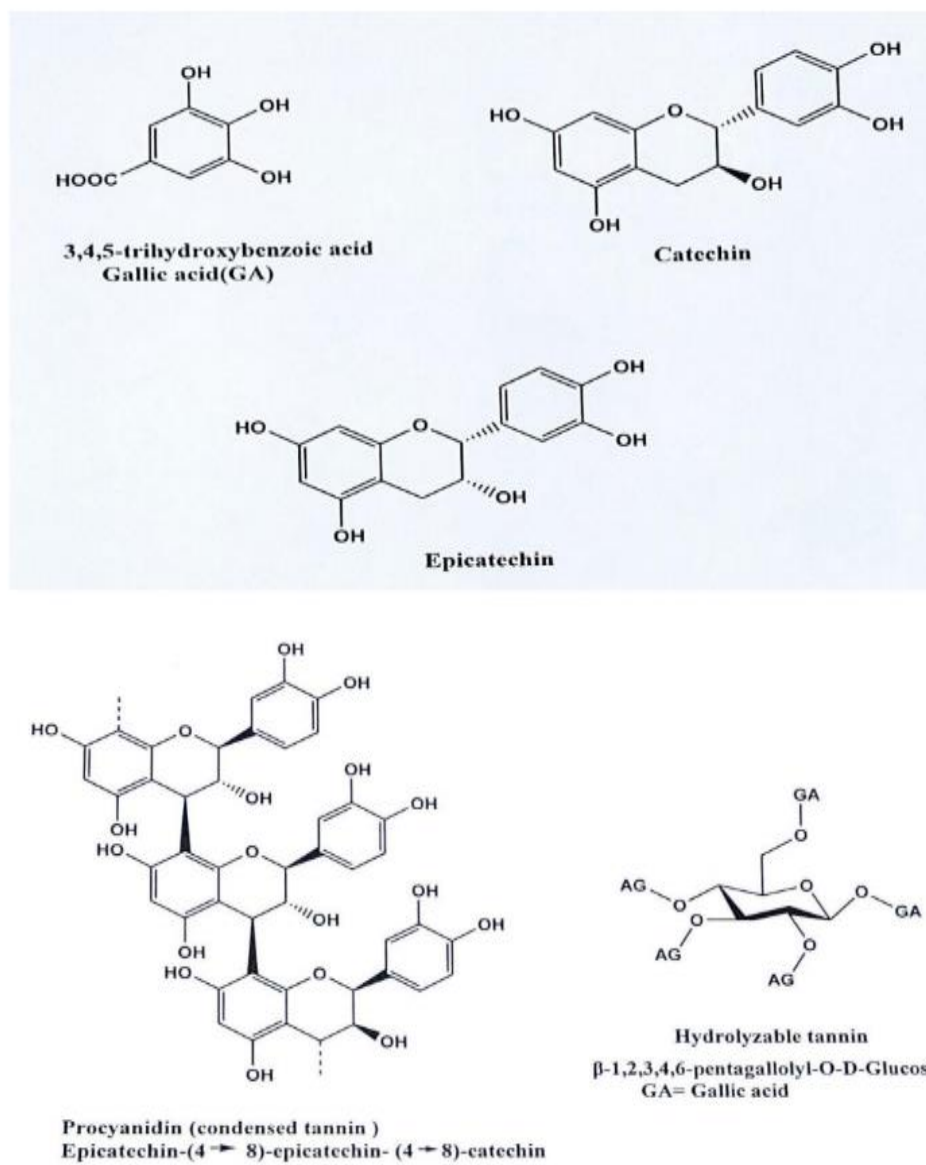


Fig 5: Typical Structures of hydrolyzable and condensed tannins.

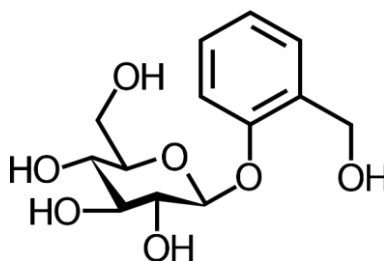
Table 4: Some plant-based tannins along with their respective plant name, family, mosquito species targeted, plant part used, LC₅₀ value, and references

SN	Plant Name	Family	Mosquito species targeted	Plant part used	LC ₅₀ value(mg/L)	References
1	<i>Rumex vesicarius</i>	Polygonaceae	<i>Aedes aegypti</i>	flower	19.99mg/l	[46]
2	<i>Prunus domestica</i>	Rosaceae	<i>Culex pipiens</i>	leaves	33.3mg/l	[47]
3	<i>Rhamnus cathartica</i>	Rhamnaceae	<i>Culex pipiens</i>	leaves	63.4 mg/l	
4	<i>Cassia fistula</i>	Fabaceae	<i>Culex Quinquefasciatus</i>	bark	50.27 mg/l	[48]
5	<i>Nicotiana tabacum</i>	Solanaceae	<i>Culex quinquefasciatus</i>	flower	17.77 mg/l	
6	<i>Reichardia tingitana</i>	Asteraceae	<i>Aedes aegypti</i>	flower	46.85 mg/l	[46]
7	<i>Argemone mexicana</i>	Papaveraceae	<i>Culex quinquefasciatus</i>	flower	18.61ppm	[47]
8	<i>Saracaindica</i>	Fabaceae	<i>Cx. quinquefasciatus</i>	leaves	228.9ppm	[48]
9	<i>Clitoria ternatea</i>	Fabaceae	<i>An. stephensi</i>	leaves	65.2ppm	
10	<i>Clitoria ternatea</i>	Fabaceae	<i>Ae. aegypti</i>	roots	154.5ppm	

Glycosides:

Glycosides are a diverse group of natural compounds found in many plants. They are characterized by their chemical structure, which consists of a sugar molecule (glycone) attached to a non-sugar molecule (aglycone) via

a glycosidic bond. Plants produce glycosides for various reasons, including defense against herbivores and pathogens. The ideal structure of glycosides is depicted in Figure 6 below.

**Fig 6: Structure of Glycosides**

Glycosides may exert neurotoxic effects on mosquito larvae by impacting their nervous system, leading to paralysis and death. Certain glycosides can disrupt cellular processes and result in cell death in mosquito larvae [51].

Plant families known for the presence of glycosides include Araceae, Asteraceae, Gramineae, and Fabaceae - all of which have been reported for mosquitocidal activities (Table 5).

Table 5: Some plant-based glycosides along with their respective plant name, family, mosquito species targeted, plant part used, LC50 value, and references

SN	Name	Family	Mosquito species targeted	Plant part used	LC ₅₀ value (ppm)	References
1.	<i>Typhonium trilobatum</i>	Araceae	<i>Cx. quinq uefasciatus</i>	leaf	19.87 ppm	[52]
2.	<i>Cassia mimosoides</i>	Fabaceae	<i>Anophelesgambiae</i>	leaf	0.28 mg/ml	[51]
3.	<i>Duranta erecta</i>	Verbenaceae	<i>Anopheles gambiae</i>	leaf	10.037 ppm	[53]
4.	<i>Tridax procumbens</i>	Asteraceae	<i>Anopheles gambiae</i>	leaf	213.410 ppm	
5.	<i>Tridax procumbens</i>	Gramineae	<i>Anopheles gambiae</i>	leaf	214.417 ppm	
6.	<i>Ageratumconyzoide</i>	Asteraceae	<i>Anophelesgambiae</i>	leaf	423.520 ppm	[54]
7.	<i>Annona squamosa</i>	Annonaceae	<i>An. subpictus</i>	bark	93.80 mg/l	[55]
8.	<i>Chrysanthemum indicum</i>	Asteraceae	<i>Cx. tritaeniorhynchus</i>	leaf	39.98 mg/l	
9.	<i>Tridax procumbens</i>	Asteraceae	<i>Cx. tritaeniorhynchus</i>	leaf	51.57 mg/l	
10	<i>Stemona curtisii</i>	Stemonaceae	<i>Ae. aegypti</i>	aerial parts	358 mg/mL	[56]

Saponins:

Saponins are a class of naturally occurring compounds found in various plants, including some medicinal herbs. Known for their diverse biological activities, they have been extensively studied for potential applications in different fields, such as medicine and agriculture, due to their insecticidal properties. Given their amphipathic

nature, saponins exhibit surfactant action, which may allow them to interact with phospholipids and cholesterol in cell membranes. This characteristic could potentially inform the development of medications and cosmetics. As a subclass of the larger terpenoid class of metabolites, saponins hold a specific place in plant biochemistry. Figure 7 depicts their basic structure.

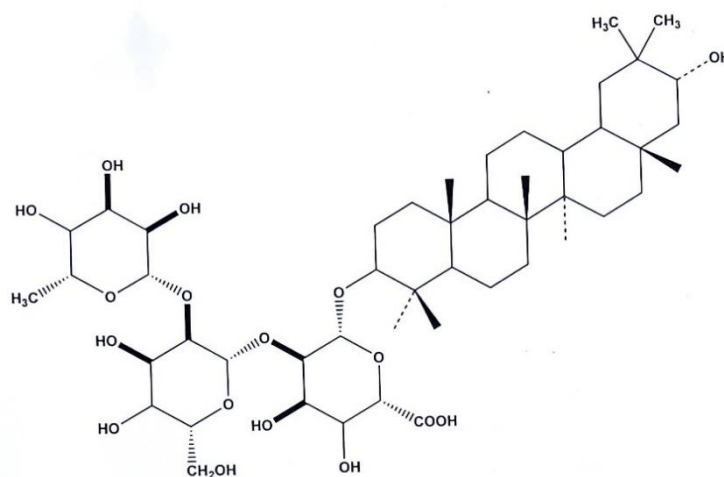


Fig 7: Basic structure of saponins

The larvicidal action of saponins involves disrupting the cell membranes of mosquito larvae, leading to cell lysis and ultimately causing their death [57]. Table 6 lists

several plant-based saponins effective against different vector mosquitoes.

Table 6: Some plant-based Saponins along with their respective plant name, family, mosquitospecies targeted, plant part used, LC₅₀ value, and references

S.N	Plant Name	Family	Mosquito species targeted	Plantpart used	LC ₅₀ value(ppm)	References
1	<i>Sapindusmukorossi</i>	Sapindaceae	<i>Aedes aegypti</i>	fruits	10.05 ppm	[58]
2	<i>Achyranthesaspera</i>	Amaranthaceae	<i>Ae. aegypti</i>	leaf	18.20 ppm	[59]
3	<i>Tagetes minuta</i>	Asteraceae	<i>Anopheles stephensi</i>	flower	2.5 mg/l	[60]
4	<i>Gymnema sylvestre</i>	Apocynaceae	<i>Culex tritaeniorynchus</i>	leaves	34.75 mg/ml	[61]
5	<i>Solanum lycocarpum</i>	Solanaceae	<i>Culex quinquefasciatus</i>	fruit	75.13 mg/l	[62]
6	<i>Rhizophora mangle</i>	Rhizophoraceae	<i>Anopheles gambiae</i>	leaves	225 ppm	[63]
7	<i>Rhizophora racemosa</i>	Rhizophoraceae	<i>Anopheles gambiae</i>	leaves	175 ppm	
8	<i>Schinopsisbrasiliensis</i>	Anacardiaceae	<i>Aedes aegypti</i>	stem	313 µg/ml	[64]
9	<i>Annona muricata</i>	Annonaceae	<i>Anopheles gambiae</i>	leaf	36.64 mg/ml	[65]
10	<i>Lawsonia inermis</i>	Lythraceae	<i>Anopheles stephensi</i>	leaves	69.40 ppm	[66]

Phenols:

Phenols are a class of organic compounds widely distributed in the plant kingdom and known for their diverse chemical structures, as shown in Figure 8. Many phenolic compounds, identified in various plant species, exhibit mosquito larvicidal properties. Mosquito larvicides are substances capable of effectively killing mosquito larvae, an essential approach to controlling mosquito

populations and reducing the spread of mosquito-borne diseases. Phenols may interfere with the crucial enzymatic processes within the mosquito larvae, disrupting their metabolic pathways and leading to death [67]. Plant families known for being rich sources of phenols include Rosaceae, Lamiaceae, Asteraceae, Fabaceae, Rutaceae, among others. Some of these, listed in Table 7, have proven effective against immature stages of mosquitoes.

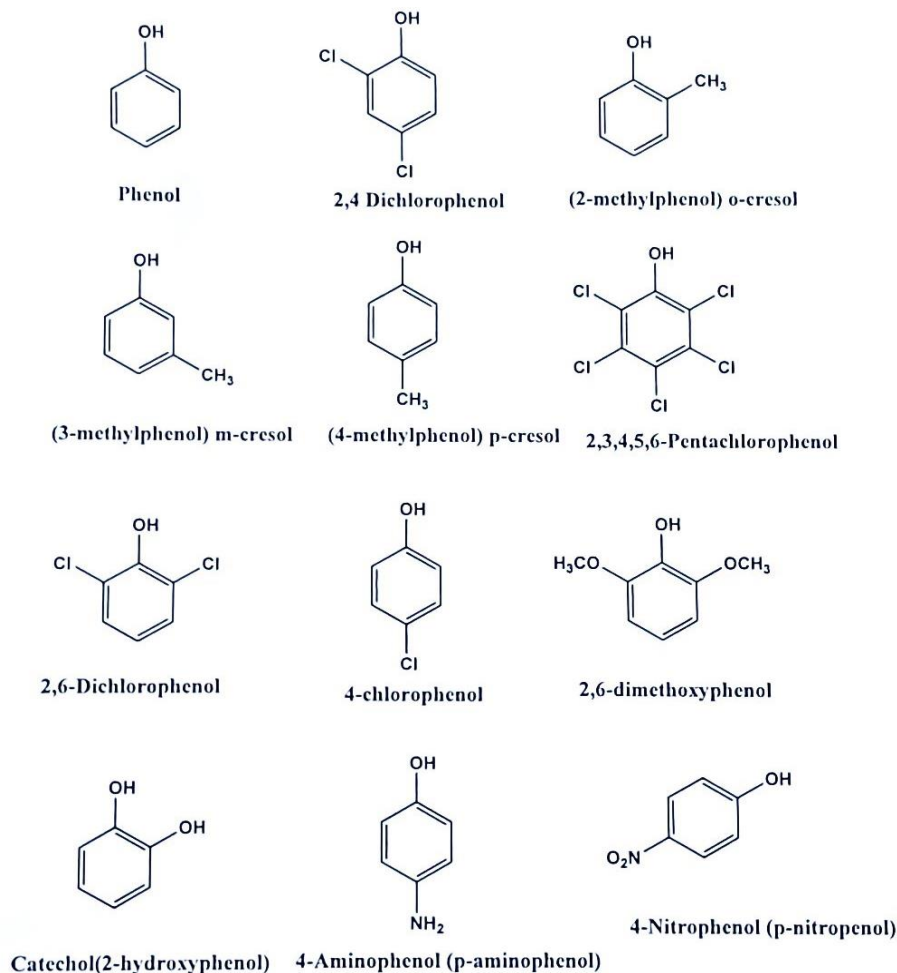


Figure 8: Structure of phenols

Table 7: Some plant-based Phenols along with their respective plant name, family, mosquito species targeted, plant part used, LC₅₀ value, and references

S.N.	Plant Name	Family	Mosquito species targeted	Plant part used	LC ₅₀ value (ppm)	References
1.	<i>Anacardium occidentale</i>	Anacardiaceae	<i>Aedes aegypti</i> and <i>Culex quinquefasciatus</i>	leaves	5.4–22.6 mg/L	[68]
2.	<i>Kotschyia thymodora</i>	Fabaceae	<i>Anopheles gambiae</i>	leaves	77.35 µg/mL	[69]
3.	<i>Salvia elegans</i>	Lamiaceae	<i>An. albopictus</i>	Aerial parts	46.4 ppm	[70]
4.	<i>Salvia splendens</i>	Lamiaceae	<i>Aedes albopictus</i>	Aerial parts	59.2 ppm	
5.	<i>Ricinus communis</i>	Euphorbiaceae	<i>An. stephensi</i>	leaves	0.75 ± 0.01 ppm	[71]
6.	<i>Callistemon rigidus</i>	Myrtaceae	<i>Cx. quinquefasciatus</i>	leaves	17.11 ppm	[72]
7.	<i>Eclipta prostrata</i>	Asteraceae	<i>Cx. quinquefasciatus</i>	Leaves	27.49 mg/l	[73]
8.	<i>Solanum trilobatum</i>	Solanaceae	<i>Cx. quinquefasciatus</i>	Leaf	265.69 ppm	[74]
9.	<i>Syzygium aromaticum</i>	Myrtaceae	<i>Ae. aegypti</i>	leaf	92.56 mg/l	[75]
10.	<i>Millingtonia hortensis</i>	Bignoniaceae	<i>Anopheles stephensi</i>	leaves	123 ppm	[76]

Essential oils

Essential oils have been studied for their potential use as mosquito larvicides due to their natural properties and the presence of certain phytochemicals. Phytochemicals are compounds derived from plants that often exhibit biological activity. Some essential oils have demonstrated larvicidal properties, as detailed in Table 8.

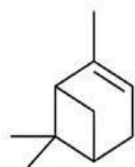
Compounds found in essential oils may induce oxidative stress within mosquito larvae, damaging their

cells and tissues. Certain volatile compounds in essential oils may affect the respiratory processes of mosquito larvae, leading to suffocation and mortality [77].

Essential oils are prevalent in various plant families, and different plants within each family may yield essential oils with unique chemical compositions (Figure 9) and properties. Some plant families, famous for their essential oil production, include Apiaceae, Lauraceae, Pinaceae, Lamiaceae, and Myrtaceae.

Terpenes

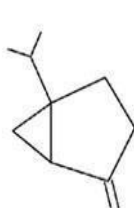
Monoterpenes



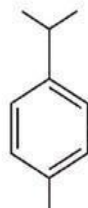
α -Pinene



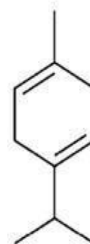
Limonene



Sabinene

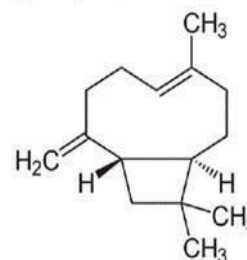


p-Cymene



γ -Terpinene

Sesquiterpenes



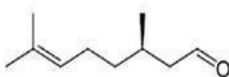
β -Caryophyllene

Terpenoids

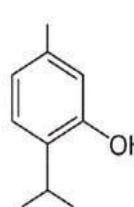
Monoterpenoids



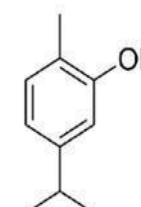
Linalool



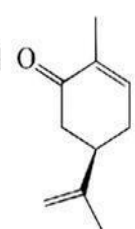
Citronellal



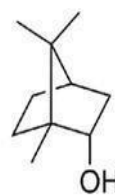
Thymol



Carvacrol

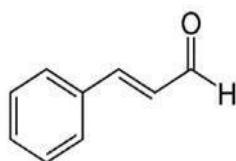


Carvone

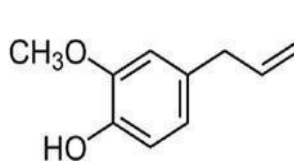


Borneol

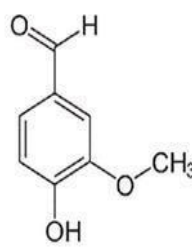
Phenylpropanoids



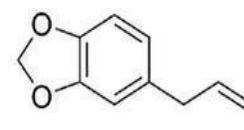
Cinnamaldehyde



Eugenol

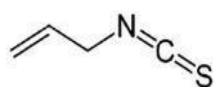


Vanillin

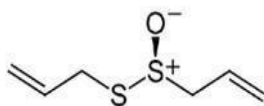


Safrole

Others



Allyl-isothiocyanate



Allicin

Fig 9: Structures of Essential oils

Table 8: Some plant-based Essential oils along with their respective plant name, family, mosquito species targeted, plant part used, LC₅₀ value, and references

S.N.	Plant Name (Scientific Name)	Family	Mosquito species targeted	Plant part used	LC ₅₀ value (µg/mL)	References
1	<i>Tagetes patula</i>	Asteraceae	<i>Aedes aegypti</i>	flower	13.57 ppm	[78]
2	<i>Satureja bachtiarica</i>	Lamiaceae	<i>An. stephensi</i>	Leaves	24.27 ppm	[79]
3	<i>Satureja bachtiarica</i>	Lamiaceae	<i>Cx. quinquefasciatus</i>	leaves	44.96 ppm	
4	<i>Zingiber collinsii</i>	Zingiberaceae	<i>Ae. albopictus</i>	leaves	25.51 µg/mL	[80]
5	<i>Mentha spicata</i>	Lamiaceae	<i>Cx. quinquefasciatus</i>	leaf	62.62 ppm	[81]
6	<i>Ocimum americanum</i>	Lamiaceae	<i>A. aegypti</i>	Leaves	67 ppm	[82]
7	<i>Ocimum gratissimum</i>	Lamiaceae	<i>A. aegypti</i>	Leaves	60 ppm	
8	<i>Cinnamomum cassia</i>	Lauraceae	<i>A. aegypti</i>	Leaves	36 ppm	[83]
9	<i>Eucalyptus citriodora</i>	Myrtaceae	<i>Aedes aegypti</i>	Leaves	104.4 ppm	[84]
10	<i>Cymbopogon citratus</i>	Poaceae	<i>Aedes aegypti</i>	leaves	120.6 ppm	

Growth and reproduction inhibiting phytochemicals

Plant-based insecticides have the potential to significantly reduce the spread of vector-borne diseases by acting as repellents or insecticides. Plants primarily store phytochemicals in the form of secondary metabolites, facilitating the plant's defense mechanisms. Secondary metabolites such as alkaloids, steroids, terpenoids, tannins, and flavonoids, derived from various plants, have been reported above for their insecticidal properties. These phytochemicals are extracted from the entire body of small herbs or different parts of larger trees, including the fruits, leaves, stems, bark, and roots. In addition to serving as larvicides, these plant-derived phytochemicals can also be used as repellents, oviposition attractants, insect growth hormone regulators, and deterrents. Many regions globally have utilized plant products, either as extracts or whole plants, to either kill or repel mosquitoes [85].

Certain phytochemicals have a broad toxicant

(insecticide/larvicide) effect on both mosquito larvae and adults. Others, known as growth inhibitors or chemosterilants, work by interfering with growth and development or reproduction, or they provide olfactory sensations that either attract or repel insects [86,87]. Factors such as the plant species, their geographic distribution, the extraction process, and the polarity of the solvent used during extraction all influence the insecticidal qualities of the phytochemicals. For mosquito control programs, extracts containing the active ingredient responsible for their mosquitocidal effect are extracted and utilized.

However, despite possessing favourable LC₅₀ values, the majority of phytochemicals are ineffective due to the modest dose-response slope identified for most of them over a 24-hour period. Therefore, a phytochemical's ability to inhibit development may be crucial to the adoption of the substance by mosquito control businesses. The

judicious use of extraordinary phytochemicals could not only result in novel strategies but also prevent the emergence of insect resistance [88].

Scope for future research: isolation of toxic larvicidal active ingredients

Multiple research studies have demonstrated the effectiveness of plant extracts as a reservoir of bioactive toxic compounds against mosquito larvae. However, few have been extensively used in vector control regimens and commercially produced. Factors such as poor characterization and inefficiency in determining the structural configuration of active toxic components responsible for larvicidal action have contributed to the unsuccessful transition of bioactive toxic phytochemical discoveries from laboratory to practical applications. Any research design involving phytochemicals could consider the following stages for the manufacture of a green biopesticide [89,90,91]:

- Perform screening of floral biodiversity for crude plant extracts with potential to kill mosquito larvae;
- Prepare plant solvent extracts, starting with non-polar compounds and progressing to polar chemicals to identify the most effective solvent extract;
- Conduct a phytochemical analysis of the solid residue and apply column chromatography and thin-layer chromatography to purify and isolate the toxic phytochemical with larvicidal potential;
- Determine the lethal concentration (LC50/LC100 values);
- Evaporate the liquid solvent to obtain solid residue;

- Perform a phytochemical analysis of the solid residue; and
- Identify the structure of the active principle using infrared (IR) and nuclear magnetic resonance (NMR).

CONCLUSION

In conclusion, controlling mosquito populations is crucial in preventing the spread of lethal diseases such as malaria, dengue fever, and the Zika virus. Traditional mosquito control methods come with several limitations, including potential environmental impacts and the development of insecticide resistance. The use of natural products, such as mosquito larvicides, has gained attention as an alternative approach to controlling mosquito populations. Derived from plants, animals, and microorganisms, natural products offer several advantages, including low toxicity, biodegradability, and a reduced risk of resistance development. Therefore, the use of natural products like mosquito larvicides could offer a sustainable and effective solution to mosquito control. Further research is needed to explore the potential of natural products in mosquito control and identify new natural products with mosquito larvicidal properties.

Funding

There was no external funding for this study.

Conflicts of interest/Competing interests

The authors declared that they have no conflicts of interest.



Fig 10: *Solanum nigrum* (Alkaloids extracts from fruits)

Fig 11: *Tagetes patula* (Flavonoids reported from the flowers)



Fig 12: *Solanum villosum* (Steroid reported from berry)

Fig 13: *Clitoria ternatea* tannins reported from leaves and roots



Fig 14: *Cassia mimosoides* (Glycosides from leaf)




Fig 15: Saponnins reported from flowers of *Tagetes minuta*



Fig 16: *Salvia elegans* (Phenols from aerial parts)



Fig 17: *Ocimum americanum* (essential oil reported from leaves)

REFERENCES

- Murthy U.S., Jamil K. Effect of the South Indian vetiver oil (*Vetiveria zizanioides* (L) Nash) against the immatures of *Culex quinquefasciatus* (Diptera: Culicidae) Say. *International pest control*. 1987; 29(1):8–9.
- Kumar S., Sahgal A., Kumar S., Sahgal A. Advances in Mosquito Control: A Comprehensive Review. *Advances in Diptera - Insight, Challenges and Management Tools*. 2022, Doi: 10.5772/INTECHOPEN.106378.
- Shaalán E.A.S., Canyon D., Younes M.W.F., Abdel-Wahab H., Mansour A.H. A review of botanical phytochemicals with mosquitocidal potential. *Environ Int*. 2005; 31(8):1149–1166. Doi: 10.1016/J.ENVINT.2005.03.003.
- Ghosh A., Chowdhury N., Chandra G. Plant extracts as potential mosquito larvicides. *Indian J Med Res*. 2012; 135(5):581.
- Ranson H., Lissenden N. Insecticide Resistance in African Anopheles Mosquitoes: A Worsening Situation that Needs Urgent Action to Maintain Malaria Control. *Trends Parasitol*. 2016; 32(3):187–196. Doi:10.1016/j.pt.2015.11.010.
- Kreznoski P., Haberer J. Objective monitoring of mosquito bednet usage and the ethical challenge of respecting study bystanders' privacy. 2019; 16(5):466–468. Doi:10.1177/1740774519865525.
- Benelli G., Jeffries C.L., Walker T. Biological Control of Mosquito Vectors: Past, Present, and Future. *Insects*. 2016; 7(4):52. Doi: 10.3390/INSECTS7040052.
- Engdahl C.S., Tikhe C.V., Dimopoulos G. Discovery of novel natural products for mosquito control. *Parasit Vectors*. 2022; (15)1:1–11. Doi:10.1186/S13071-022-05594-Z/FIGURES/5.
- Mandal S. Mosquito vector management with botanicals—the most effective weapons in controlling mosquito-borne diseases. *Asian Pac J Trop Biomed*. 2012; 2(4): 336. Doi: 10.1016/S2221-1691(12)60035-5.
- Ganesan P., Ignacimuthu S., Ganesan P., Ignacimuthu S. Metabolites from Actinobacteria for Mosquito Control. *Actinobacteria - Diversity, Applications and Medical Aspects*. 2022. Doi: 10.5772/INTECHOPEN.106885.
- D. Varijakzhan et al. Bioactive Compounds from Marine Sponges: Fundamentals and Applications. *Marine Drugs*. 2021; 19(5):246. Doi:10.3390/MD19050246.
- Varijakzhan D., Loh J-Y., Yap W-S., Yusoff K., Seboussi R., Lim S-H.E., Lai K-S., Chong C-M. Bioactive Compounds from Marine Sponges: Fundamentals and Applications. *Mar. Drugs*. 2021; 19:246. <https://doi.org/10.3390/md19050246>
- Govindarajan M., Hoti S.L., Rajeswary M., Benelli G. One-step synthesis of polydispersed silver nanocrystals using *Malva sylvestris*: an eco-friendly mosquito larvicide with negligible impact on non-target aquatic organisms. *Parasitol Res*. 2016; 115(7):2685–2695. Doi: 10.1007/S00436-016-5038-X/TABLES/5.
- Luker H.A., Salas K.R., Esmaili D., Holguin F.O., Bendzus-Mendoza H., Hansen I.A. Repellent efficacy of 20 essential oils on *Aedes aegypti* mosquitoes and *Ixodes scapularis* ticks in contact-repellency assays. *Scientific Reports*. 2023; 13(1):1–10. Doi:10.1038/s41598-023-28820-9.
- Britannica, The Editors of Encyclopaedia. "alkaloid". Encyclopedia Britannica, 21 May. 2023, <https://www.britannica.com/science/alkaloid>. Accessed 18 October 2023.
- Mohanty S.S., Prakash S. Effects of culture media on the larvicidal property of secondary metabolites of mosquito pathogenic fungus *Chrysosporium lobatum* (Moniliales: Moniliaceae). *Acta Trop*. 2009; 109(1):50–54. Doi: 10.1016/J.ACTATROPICA.2008.09.013.

17. Kim S.I., Ahn Y.J. Larvicidal activity of lignans and alkaloid identified in *Zanthoxylum piperitum* bark toward insecticide-susceptible and wild *Culex pipiens pallens* and *Aedes aegypti*. *Parasit Vectors*. 2017; 10(1):1–10. Doi: 10.1186/S13071-017-2154-0/TABLES/5.
18. Oliveros-Díaz A.F., Pájaro-González Y., Cabrera-Barraza J., Catherine Hill C., Quiñones-Fletcher W., Olivero-Verbel J., Castillo F.D. Larvicidal activity of plant extracts from Colombian North Coast against *Aedes aegypti* L. mosquito larvae. *Arabian Journal of Chemistry*. 2022; 15(12):104365. Doi: 10.1016/J.ARABJC.2022.104365.
19. Malathi P., Vasugim S.R. Evaluation of mosquito larvicidal effect of Carica Papaya against *Aedes Aegypti*. *International Journal of Mosquito Research*. 2015; 2(3):21–24. Doi: 10.2149/tmh1973.28.177.
20. Gutierrez P.M., Antepuesto A.N., Eugenio A.L., Fleurelle M., Santos L., Larvicidal Activity of Selected Plant Extracts against the Dengue vector *Aedes aegypti* Mosquito. *International Research Journal of Biological Sciences*. 2014; 3(4):23–32.
21. Sukari M.A., Noor H.M., Bakar N.A., Ismail S., Rahmani M., Abdul A.B. Larvicidal carbazole alkaloids from *Murraya koenigii* against dengue fever mosquito *Aedes aegypti* Linnaeus. *Asian Journal of Chemistry*. 2013, 25(14): 7719.
22. Rajasekaran A., Duraikannan G. Larvicidal activity of plant extracts on *Aedes Aegypti* L, *Asian Pac J Trop Biomed*. 2012; 2(3). Doi:10.1016/S2221-1691(12)60456-0.
23. Hadjiakhoondi A., Vatandoost H., Khanavi M., Abaee M.R., Karami M. Biochemical Investigation of Different Extracts and Larvicidal Activity of *Tagetes minuta* L. on *Anopheles stephensi* Larvae. *Iranian Journal of Pharmaceutical Sciences*. 2005; 1(2):81–84.
24. Bouabida H., Dris D. Phytochemical constituents and larvicidal activity of *Ruta graveolens*, *Ruta montana* and *Artemisia absinthium* hydro-methanolic extract against mosquito vectors of. *Elsevier*. 2023.
25. Hemalatha P., Elumalai D., Janaki A., Babu M., Velu K., Velayutham K., Kaleena P.K. Larvicidal activity of *Lantana camara aculeata* against three important mosquito species. *Journal of entomology and Zoology Studies*. 2015; 3(1):174–181.
26. Rawani A., Chowdhury N., Ghosh A., Laskar S., Chandra G. Mosquito larvicidal activity of *Solanum nigrum* berry extracts. *Indian J Med Res*. 2013; 137(5):972-6. PMID: 23760385; PMCID: PMC3734691.
27. Inaba K., Ebihara K., Senda M., Yoshino R., Sakuma C., Koiwai K., Takaya D., Watanabe C., Watanabe A., Kawashima Y., Fukuzawa K., Imamura R., Kojima H., Okabe T., Uemura N., Kasai S., Kanuka H., Nishimura T., Watanabe K., Inoue H., Fujikawa Y., Honma T., Hirokawa T., Senda T., Niwa R. Molecular action of larvicidal flavonoids on ecdysteroidogenic glutathione S-transferase Noppera-bo in *Aedes aegypti*. *BMC Biol*. 2022; 20(1):43. Doi: 10.1186/s12915-022-01233-2. PMID: 35172816; PMCID: PMC8851771.
28. Gautam K., Kumar P., Poonia S., Larvicidal activity and GC-MS analysis of flavonoids of *Vitex negundo* and *Andrographis paniculata* against two vector mosquitoes *Anopheles stephensi* and *Aedes aegypti*. *J Vector Borne Dis*. 2013; 50(3):171-8. PMID: 24220075.
29. Rajkumar S., Jebanesan A. Bioactivity of flavonoid compounds from *Poncirus trifoliata* L. (Family: Rutaceae) against the dengue vector, *Aedes aegypti* L. (Diptera: Culicidae). *Parasitol Res*. 2008; 104(1):19–25. Doi: 10.1007/S00436-008-1145-7.
30. C. A. Granados-Echegoyen *et al.* *Argemone mexicana* (Papaverales: Papavaraceae) as an Alternative mosquito Control: First Report of Larvicidal Activity of Flower Extract. *J Med Entomol*. 2019; 56(1):261–267. Doi: 10.1093/JME/TJY159.
31. Patel H.V., Patel J.D., Patel B. Comparative efficacy of phytochemical analysis and antioxidant activity of methanolic extract of *Calotropis gigantea* and *Calotropis procera*. *Research gate. Int J Life Sci Bio technol Pharm Res*. 2014, Aug. 21, 2023.

32. Swargiary A., Brahma K., Boro T., Daimari M., Roy M.K. Study of phytochemical content, antioxidant and larvicidal property of different solvent extracts of *Clerodendrum infortunatum* and *Citrus grandis*. *Indian Journal of Traditional Knowledge*. 2021; 20(2):329–334.
33. H. Bouabida, Dris D. Phytochemical constituents and larvicidal activity of *Ruta graveolens*, *Ruta montana* and *Artemisia absinthium* hydro-methanolic extract against mosquito vectors of. *Elsevier*. 2022. 151(B):504-511. <https://doi.org/10.1016/j.sajb.2022.05.017>
34. Dhandapani A., Kadarkarai M. HPTLC Quantification of Flavonoids, Larvicidal and Smoke Repellent Activities of *Cassia occidentalis* L. (Caesalpiniaceae) against Malarial Vectors *Anopheles Stephensi* Lis (Diptera: Culicidae). *Journal of Phytology*. 2011; 3(2).
35. Vimala R.T.V., Sathishkumar G., Sivaramakrishnan S. Optimization of reaction conditions to fabricate nano-silver using *Couroupita guianensis* Aubl. (leaf & fruit) and its enhanced larvicidal effect. *Spectrochim Acta A Mol Biomol Spectrosc*. 2015; 135:110-5. Doi: 10.1016/j.saa.2014.06.009. Epub 2014 Jun 27. PMID: 25062056.
36. Munhoz V.M., Longhini R., Souza J.R.P., Zequic J.A.C., Mello E.V S. L., Lopes G.C., Melloa, J.C.P. Extraction of flavonoids from *Tagetes patula*: process optimization and screening for biological activity. *Rev Bras Farmacogn*. 24(2014); 576-583.
37. Zuharah W., Yousaf A., Ooi K.L., Sulaiman S.F. Larvicidal activities of family Anacardiaceae on *Aedes* mosquitoes (Diptera: Culicidae) and identification of phenolic compounds. *Journal of King Saud University – Science*. 2021; 33(5):101471. Doi: 10.1016/j.jksus.2021.101471
38. Zheng R., Li S., Zhang X., Zhao C. Biological Activities of Some New Secondary Metabolites Isolated from Endophytic Fungi: A Review Study. *Int J Mol Sci*. 2021; 22(2):959. Doi: 10.3390/ijms22020959. PMID: 33478038; PMCID: PMC7835970.
39. Chen X., Li Y., Jiang L., Hu B., Wang L., An S., Zhang X. Uptake, accumulation, and translocation mechanisms of steroid estrogens in plants. *Sci Total Environ*. 2021; 753:141979. Doi: 10.1016/j.scitotenv.2020.141979. Epub 2020 Aug 25. PMID: 32890876.
40. Rawani A., Haldar K.M., Ghosh A., Chandra G. Larvicidal activities of three plants against filarial vector *Culex quinquefasciatus* Say (Diptera: Culicidae). *Parasitol Res*. 2009; 105(5):1411-7. Doi: 10.1007/s00436-009-1573-z. Epub 2009 Jul 31. PMID: 19644705.
41. Chowdhury N., Laskar S., Chandra G. Mosquito larvicidal and antimicrobial activity of the protein of *Solanum villosum* leaves. *BMC Complement Altern Med*. 2008; 8:62. Doi: 10.1186/1472-6882-8-62. PMID: 19061512; PMCID: PMC2642758.
42. Sofi M.A., Nanda A., Sofi M.A., Maduraiveeran R. Larvicidal activity of *Artemisia absinthium* extracts with special reference to inhibition of detoxifying enzymes in larvae of *Aedes aegypti*. *Elsevier, Journal of King Saud University – Science*. 34(3):102248, Doi: 10.1016/j.jksus.2022.102248.
43. O.M.R. Neema., Francis R. The larvicidal activity of *Indigofera arrecta* leaf extract against culex mosquito larvae. *International Journal of Bioassays*. 2015, researchgate.net.
44. Sukumaran S. and Maheswaran R. Larvicidal Activity of *Elytraria acaulis* against *Culex quinquefasciatus* and *Aedes aegypti* (Diptera: Culicidae). *J Arthropod Borne Dis*. 2020; 14(3):293-301. Doi: 10.18502/jad.v14i3.4563. PMID: 33644243; PMCID: PMC7903361.
45. Hossain E., Rawani A., Chandra G., Mandal SC, Gupta J.K. Larvicidal activity of *Dregea volubilis* and *Bombax malabaricum* leaf extracts against the filarial vector *Culex quinquefasciatus*. *Asian Pac J Trop Med*. 2011; 4(6):436-41. Doi: 10.1016/S1995-7645(11)60121-1. PMID: 21771694.

46. Rajkumar S., Jebanesan A. Larvicidal and oviposition activity of *Cassia obtusifolia* Linn (Family: Leguminosae) leaf extract against malarial vector, *Anopheles stephensi* Liston (Diptera: Culicidae). *Parasitol Res.* 2009; 104(2):337–340. Doi: 10.1007/S00436-008-1197-8.
47. Salama S.A., Al-Faifi Z.E., Masood M.F., El-Amier Y.A. Investigation and Biological Assessment of *Rumex vesicarius* L. Extract: Characterization of the Chemical Components and Antioxidant, Antimicrobial, Cytotoxic, and Anti-Dengue Vector Activity. *Molecules.* 2022; 27(10):3177. Doi:10.3390/MOLECULES27103177.
48. Shehata A.Z.I. Biological activity of *Prunus domestica* (Rosaceae) and *Rhamnus cathartica* (Rhamnaceae) leaves extracts against the mosquito vector, *Culex pipiens* L. (Diptera). *Journal of Biological Sciences, F. Toxicology & Pest.* 2019.
49. Hamid Z.U.A., Ijaz A., Mughal T.K., Zia K., Correspondence Z., Ullah. Larvicidal activity of medicinal plant extracts against *Culex quinquefasciatus* Say. (Culicidae, Diptera). *Int. J. Mosq. Res.* 2018, 5(2):47-51. Doi: 10.13140/RG.2.2.36501.78565.
50. Granados-Echegoyen C.A., Chan-Bacab M.J., Ortega-Morales B.O., Vásquez-López A., Lagunez-Rivera L., Diego-Nava F., Gaylarde C., *Argemone mexicana* (Papaverales: Papavaraceae) as an Alternative for Mosquito Control: First Report of Larvicidal Activity of Flower Extract. *Journal of Medical Entomology.* 2019; 56(1):261–267. <https://doi.org/10.1093/jme/tjy159>.
51. Mathew N., Anitha M.G., Bala T.S.L., Sivakumar S.M., Narmadha R., Kalyanasundaram M. Larvicidal activity of *Saraca indica*, *Nyctanthes arbor-tristis*, and *Clitoria ternatea* extracts against three mosquito vector species. *Parasitol Res.* 2009; 104(5):1017–1025. Doi: 10.1007/S00436-008-1284-X.
52. Alayo M.A., Femi-Oyewo M.N., Bakre L.G., Fashina A.O. Larvicidal potential and mosquito repellent activity of *Cassia mimosoides* extracts. *Southeast Asian J Trop Med Public Health.* 2015; 46(4):596-601. PMID: 26867378.
53. Haldar K.M., Ghosh P., Chandra G. Evaluation of target specific larvicidal activity of the leaf extract of *Typhonium trilobatum* against *Culex quinquefasciatus* Say. *Asian Pacific Journal of Tropical Biomedicine.* 2011; 1(2):S199-S203. Doi:10.1016/S2221-1691(11)60156-1.
54. Egunjobi F.B., Okoye I.C. Ovicidal and Larvicidal Activities of Ethanolic Leaf Extracts of Three Botanicals Against the Malaria Vector - *Anopheles gambiae*. *Int. Ann. Sci.* 2020; 9(1):111–121. Doi: 10.21467/ias.9.1.111-121.
55. Suwaiba H., Barde A.A., Mao P.S., Aliyu O.A. Larvicidal activity of *Ageratum conyzoides* L. extracts on *Anopheles gambiae* complex. *gsconlinepress.com.* 2018; 3:1–005. Doi: 10.30574/gscbps.2018.3.3.0027.
56. Krishnaveni K.V., ThaiyalNayaki R., Balasubramanian G.M. Effect of *Gliricidia sepium* leaves extracts on *Aedes aegypti*: Larvicidal activity. *Journal of Phytology.* 2015; 7:26-31. <http://scienceflora.org/journals/index.php/jp/>, Doi: 10.19071/jp.2015.v7.2898.
57. Chalom S., Panyakaew J., Phaya M., Pyne, S.G., Mungkornasawakul P. Cytotoxic and larvicidal activities of *Stemona* alkaloids from the aerial parts and roots of *Stemona curtisii* Hook.f. *Nat Prod Res.* 2021; 35(22):4311–4316. Doi:10.1080/14786419.2019.1709188.
58. Nerio L.S., Olivero-Verbel J., Stashenko E. Repellent activity of essential oils: A review. *Bioresour Technol.* 2010; 101(1):372–378. Doi: 10.1016/J.BIORTECH.2009.07.048.
59. Jawale C.S. Larvicidal activity of some saponin containing plants against the dengue vector *Aedes aegypti*. *Trends Biotechnol Res.* 2014; 3(1).

60. Bagavan A., Rahuman A., Kamaraj C., Geetha K. Larvicidal activity of saponin from *Achyranthes aspera* against *Aedes aegypti* and *Culex quinquefasciatus* (Diptera: Culicidae). *Parasitology Research*. 2008. 103(1):223–229. Doi: 10.1007/s00436-008-0962-z.
61. Hadjiakhoondi A., Vatandoost H., Khanavi M., Abaee M.R., Karami M. Biochemical investigation of different extracts and larvicidal activity of *Tagetes minuta* L. on *Anopheles stephensi* larvae. *Iranian Journal of Pharmaceutical Sciences*, 2005, ijps. ir.
62. Elumalai K., Dhanasekaran S., Krishnappa K. Larvicidal activity of Saponin isolated from *Gymnema sylvestre* R. Br. (Asclepiadaceae) against Japanese Encephalitis vector, *Culex tritaeniorhynchus* Giles (Diptera: Culicidae). *Eur Rev Med Pharmacol Sci*. 2013; 17(10):1404-10. PMID: 23740457.
63. Pereira T.M., Silva Vde C., Neto J.A.R., Alves S.N., Lima L.A.R.S. Larvicidal activity of the methanol extract and fractions of the green fruits of *Solanum lycocarpum* (Solanaceae) against the vector *Culex quinquefasciatus* (Diptera: Culicidae). *Rev Soc Bras Med Trop*. 2014; 47(5):646-8. Doi: 10.1590/0037-8682-0010-2014. PMID: 25467268.
64. Angaye T.C.N., Ohimain E.L., Siasia E.P., Asaigbe P.I., Finomo O.A. Larvicidal activities of the leaves of *Niger Delta* mangrove plants against *Anopheles gambiae*. *Sky Journal of Microbiology Research*. 2014; academia.edu.
65. Linhares L.P.M.B., Pereira B.V.N., Dantas M.K.G., Bezerra W.Md.S Viana-Marques Dd.A., de Lima L.R.A., Sette-de-Souza P.H., *Schinopsis brasiliensis* Engler—Phytochemical Properties, Biological Activities, and Ethnomedicinal Use: A Scoping Review. *Pharmaceuticals*. 2022; 15(8):1028. <https://doi.org/10.3390/ph15081028>.
66. Amakiri P.C., Nwankwo, E.N., Amakiri, A.C., IEgbuche C.M., Osuagwu I.F., Okwelogu I.S., Offor V.O., Acha C.T. Phytochemical analysis and toxicity of *Annona muricata* stem bark and leaf extracts on *Anopheles gambiae* larvae. Unpublished. 2019. <https://doi.org/10.13140/rg.2.2.28329.13927>.
67. Ghosh A., Chowdhury N., Chandra G. Plant extracts as potential mosquito larvicides. *Indian J Med Res*. 2012; 135(5):581-98. PMID: 22771587; PMCID: PMC3401688.
68. de Carvalho G.H.F., de Andrade M.A., de Araújo C.N., Santos M.L., de Castro N.A., Charneau S., Monnerat R., de Santana J.M., Bastos I.M.D. Larvicidal and pupicidal activities of eco-friendly phenolic lipid products from *Anacardium occidentale* nutshell against arbovirus vectors. *Environ Sci Pollut Res Int*. 2019; 26(6):5514-5523. Doi: 10.1007/s11356-018-3905-y. Epub 2019 Jan 4. PMID: 30610586.
69. Daniel J., Innocent E., Sempombe J., Mugoyela V., Fossen T. Isolation and characterization of larvicidal phenolic acids from *Kotschy thymodora* Leaves. *Journal of Applied Sciences and Environmental Management*. 2020; 24(8):1483–1488. Doi: 10.4314/jasem.v24i8.26.
70. Mathew J. and Thoppil J.E. Chemical composition and mosquito larvicidal activities of *Salvia* essential oils. *Pharmaceutical Biology*, 2011; 49(5):456-463, Doi:10.3109/13880209.2010.523427.
71. Soni N. and Dhiman R.C. Phytochemical, anti-oxidant, larvicidal, and antimicrobial activities of castor (*Ricinus communis*) synthesized silver nanoparticles. *Chinese Herbal Medicines Elsevier*. 2017; 9(3):289-294, Doi: 10.1016/S1674-6384(17)60106-0.
72. Pierre D.Y., Okechukwu E.C., Nchiwan N.E. Larvicidal and phytochemical properties of *Callistemon rigidus* R. Br. (Myrtaceae) leaf solvent extracts against three vector mosquitoes. *J Vector Borne Dis*. 2014; 51(3):216-23. PMID: 25253215.

73. Rajakumar G., Rahuman A.A. Larvicidal activity of synthesized silver nanoparticles using *Eclipta prostrata* leaf extract against filariasis and malaria vectors. *Acta Trop.* 2011; 118(3):196-203. doi: 10.1016/j.actatropica.2011.03.003. Epub 2011 Mar 17. PMID: 21419749.
74. Lalitha A., Thangapandiyan S. Mosquito larvicidal efficacy of the acetone leaf extract of *Solanum trilobatum* against *Culex quinquefasciatus* and *Aedes aegypti*. *Asian Journal of Pharmaceutical and Clinical Research.* 2018; 11(12):273-6. Doi:10.22159/ajpcr.2018.v11i12.27432.
75. Fayemiwo K.A., Adeleke M.A., Okoro O.P., Awojide S.H., Awoniyi I.O. Larvicidal efficacies and chemical composition of essential oils of *Pinus sylvestris* and *Syzygium aromaticum* against mosquitoes. *Asian Pac J Trop Biomed.* 2014; 4(1):30-4. Doi: 10.1016/S2221-1691(14)60204-5. PMID: 24144127; PMCID: PMC3819492.
76. Kaushik R. and Saini P. Screening of some semi-arid region plants for larvicidal activity against *Aedes aegypti* mosquitoes. *J Vector Borne Dis.* 2009; 46(3):244-6. PMID: 19724091.
77. Kelly P.H., Yingling A.V., Ahmed A., Hurwitz I., Ramalho-Ortigao M. Defining the mechanisms of action and mosquito larva midgut response to a yeast-encapsulated orange oil larvicide. *Parasit Vectors.* 2022; 15(1). Doi: 10.1186/S13071-022-05307-6.
78. Dharmagadda V.S., Naik S.N., Mittal P.K., Vasudevan P. Larvicidal activity of *Tagetes patula* essential oil against three mosquito species. *Bioresour Technol.* 2005; 96(11):1235-40. Doi: 10.1016/j.biortech.2004.10.020. Epub 2004 Dec 15. PMID: 15734310.
79. Moussa Soleimani-Ahmadi M., Abtahi S.M., Madani A., Paksa A., Abadi Y.S., Gorouhi M.A., Sanei-Dehkordi A. Phytochemical Profile and Mosquito Larvicidal Activity of the Essential Oil from Aerial Parts of *Satureja bachtiarica* Bunge Against Malaria and Lymphatic Filariasis Vectors. *Journal of Essential Oil-Bearing Plants.* 2017; (20)2:328-336. Doi: 10.1080/0972060X.2017.1305919.
80. Huong L.T., Huong T.T., Huong N.T.T., Hung N.H., Dat P.T.T., Luong N.X., Ogunwande I.A. Mosquito Larvicidal Activity of the Essential Oil of *Zingiber collinsii* against *Aedes albopictus* and *Culex quinquefasciatus*. *J Oleo Sci.* 2020; 69(2):153-160. Doi: 10.5650/jos.ess19175. PMID: 32023580.
81. Govindarajan M., Sivakumar R., Rajeswari M., Yogalakshmi K. Chemical composition and larvicidal activity of essential oil from *Mentha spicata* (Linn.) against three mosquito species. *Parasitol Res.* 2012; 110(5):2023-32. Doi: 10.1007/s00436-011-2731-7. Epub 2011 Dec 6. PMID: 22139403.
82. Cavalcanti E.S., Morais S.M., Lima M.A., Santana E.W. Larvicidal activity of essential oils from Brazilian plants against *Aedes aegypti* L. *Mem Inst Oswaldo Cruz.* 2004; 99(5):541-4. Doi: 10.1590/s0074-02762004000500015. Epub 2004 Nov 3. PMID: 15543421.
83. Cheng S.S., Liu J.Y., Tsai K.H., Chen W.J., Chang S.T. Chemical composition and mosquito larvicidal activity of essential oils from leaves of different *Cinnamomum osmophloeum* provenances. *J Agric Food Chem.* 2004; 52(14):4395-400. Doi: 10.1021/jf0497152. PMID: 15237942.
84. Manh H.D., Hue D.T., Hieu N.T.T., Tuyen D.T.T., Tuyet O.T. The Mosquito Larvicidal Activity of Essential Oils from *Cymbopogon* and *Eucalyptus* Species in Vietnam. *Insects.* 2020; 11(2):128. <https://doi.org/10.3390/insects11020128>.

85. Su T. and Mulla M.S. Antifeedancy of neem products containing Azadirachtin against *Culex tarsalis* and *Culex quinquefasciatus* (Diptera: Culicidae). *J Vector Ecol.* 1998; 23:114-122.
86. Babu R., Murugan K., Interactive effect of neem seed kernel and neem gum extracts on the control of *Culex quinquefasciatus* say. *Neem Newsletter.* 1998; 15(2):9-11.
87. Venkatachalam M.R., Jebanesan A. Repellent activity of *Ferronia elephantum* Corr. (Rutaceae) leaf extracts against *Aedes aegypti*. *Biores Technol.* 2001; 76:287-288.
88. Shaalan E.A.S., Canyon D., Younes M.W.F., Abdel-Wahab H., Mansour A.H. A review of botanical phytochemicals with mosquitocidal potential. *Environ Int.* 2005;31(8):1149-66.
Doi: 10.1016/j.envint.2005.03.003. PMID: 15964629.
89. Alsarhan, A., BaniSalman, K., Olimat, S. Chemical Composition of the Essential Oils of the Flowers *Asphodelus aestivus* Brot. Grown Wild in Jordan. *Jordan j. pharm. Sci.* 2023; 16(4):734-739.
DOI: <https://doi.org/10.35516/jjps.v16i4.1082>
90. Yabansabra, Y.R., Bebari, S.F., Simaremare, E.S. The Effectiveness of Zodia Leaves (*Evodia Suaveolens* Scheff) Oil as *Aedes aegypti* L Mosquito Repellent in Papua. *Jordan j. pharm. Sci.* 2023; 16(2):207-216.
DOI: <https://doi.org/10.35516/jjps.v16i2.1321>
91. Nour, S., Salama, M., Mahrous, E., El-Askary, H., Hifnawy, M., & Abdel Kawy, M. A. *Severinia buxifolia* Leaves: Isolation, Characterization of Major Metabolites from the Bioactive Fractions and their Antiprotozoal Activity. *Jordan j. pharm. Sci.* 2023; 16(1),18–29.
<https://doi.org/10.35516/jjps.v16i1.1033>

مراجعة للتطورات الحديثة للمنتجات الطبيعية كمبيدات لليرقات في إدارة مكافحة ناقلات الأمراض

مختار الرحمن¹، جاييتا خانراه¹، أرييتا جوبي¹، أنجالي راواني^{1*}

¹ مختبر علم الطفيليات، بيولوجيا المتجهات، تكنولوجيا النانو، قسم علم الحيوان، جامعة جوربانغا، مالدا، ولاية البنغال الغربية، الهند.

ملخص

البعوض، وهو ناقل بيولوجي، مسؤول عن نقل بعض الأمراض الخطيرة والمخيفة في العالم كله. هذه الأمراض مستوطنة في البلدان الاستوائية بشكل رئيسي وتتسبب في وفاة الملايين كل عام. أصبحت المبيدات الحشرية ذات الأصل النباتي والصديقة للبيئة أكثر أهمية في السنوات الأخيرة. ونظرًا إلى قابليتها في التحلل البيولوجي وانتقائية الأهداف، يمكن استخدامها بأمان في البيئات المائية. على الرغم من أن تطبيقات المبيدات الحشرية فعالة للغاية في السيطرة على أنواع النواقل المستهدفة، إلا أنها تسبب خطرًا لأن مقاومة المبيدات الحشرية الكيميائية آخذة في التزايد، مما يؤدي إلى انتعاش القدرة الناقلية. تستكشف هذه الورقة فعالية المواد الكيميائية النباتية في مكافحة مجموعات البعوض الناقل. وفي برامج مكافحة البعوض، يكون للمواد الكيميائية النباتية تأثيرًا كبيرًا. تعمل النباتات كمخزن ضخم للأيضات الأولية والثانوية. يمكن استخدام أنواع مختلفة من المذيبات القطبية وغير القطبية لاستخلاص المكونات النباتية النشطة بيولوجيًا من النبات بأكمله أو من جزء معين منه. تحدد هذه المراجعة الأدبية أيضًا المنتجات الطبيعية وتقدم نظرة عامة على الأنواع المختلفة من المنتجات الطبيعية التي يمكن استخدامها للسيطرة على يرقات البعوض. ويناقش بشكل خاص فعالية المنتجات الطبيعية في مكافحة ناقلات الأمراض دون التسبب في أي مقاومة أو ضرر للكائنات الحية الأخرى غير المستهدفة. الغرض من هذه الورقة هو تقديم نظرة شاملة عن استخدام المنتجات الطبيعية كمبيدات ليرقات البعوض وتسليط الضوء على إمكاناتها كبديل للطرق الكيميائية التقليدية. وهدف هذه الورقة هو تشجيع إجراء المزيد من البحوث في مجال تطوير واستخدام المنتجات الطبيعية لمكافحة البعوض الناقل للمرض بشكل فعال.

الكلمات الدالة: مكافحة ناقلات الأمراض، المنهج التقليدي، الإنتاجات الطبيعية، المواد الكيميائية النباتية.

* المؤلف المراسل: أنجالي راواني

anjalirawani06@gmail.com

تاريخ استلام البحث: 2023/9/28 وتاريخ قبوله للنشر 2023/11/12.